

Anti-PNKP Recombinant Rabbit Monoclonal Antibody



Catalog #: 2464

Aliases

Polynucleotide Kinase 3'-Phosphatase; PNK; Bifunctional Polynucleotide Phosphatase/Kinase; DNA 5'-Kinase/3'-Phosphatase; Homo Sapiens Polynucleotide Kinase 3'-Phosphatase (PNKP); Polynucleotide Kinase-3'-Phosphatase; CMT2B2; EIEE10; AOA4; MCSZ

Background

Gene Name: PNKP

NCBI Gene Entry: [11284](#)

UniProt Entry: [Q96T60](#)

Application Information

Molecular Weight: Predicted, 58 kDa; observed, 57 kDa

Clonality: Rabbit monoclonal antibody

Clone ID: 24GB965

Species Reactivity: Human

Applications Tested: Western blotting (WB), flow cytometry (FCM), immunocytochemistry (IC)

Immunogen

A synthesized peptide derived from human PNK / PNKP

Isotype

Rabbit IgG

Storage Buffer

Supplied in PBS (pH 7.4) containing 50% glycerol, and 0.02% sodium azide.

Storage

Store at -20 °C for one year.

Recommended Dilutions

Western Blotting (WB): 1:1,000-1:5,000

Flow Cytometry (FCM): 1:2,000

Immunocytochemistry (IC): 1:100-1:1,000

Note: This product is for research use only.

SUPPORT

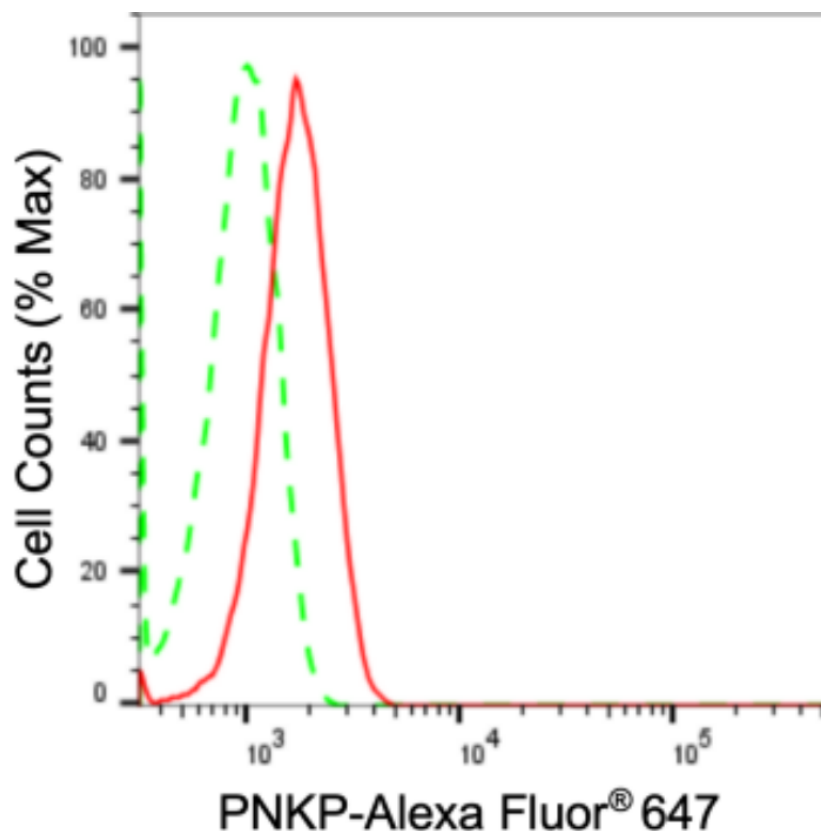
SUPPORT@GENUINBIOTECH.COM
TEL: +1-540-855-7041

ORDERS

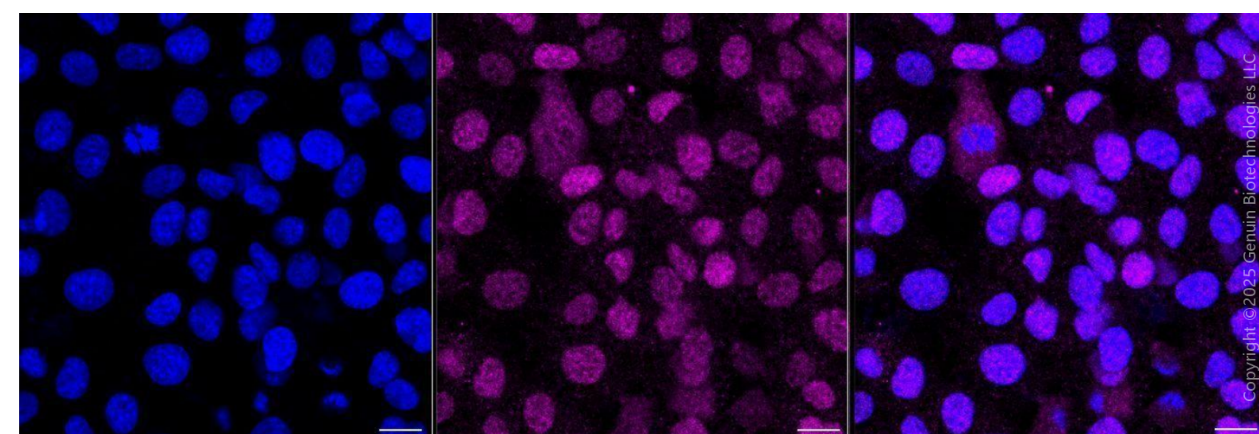
SALES@GENUINBIOTECH.COM
FAX: +1-540-855-7041

WWW.GENUINBIOTECH.COM

Validation Data



Copyright ©2024 Genuin Biotechnologies LLC



Copyright ©2025 Genuin Biotechnologies LLC

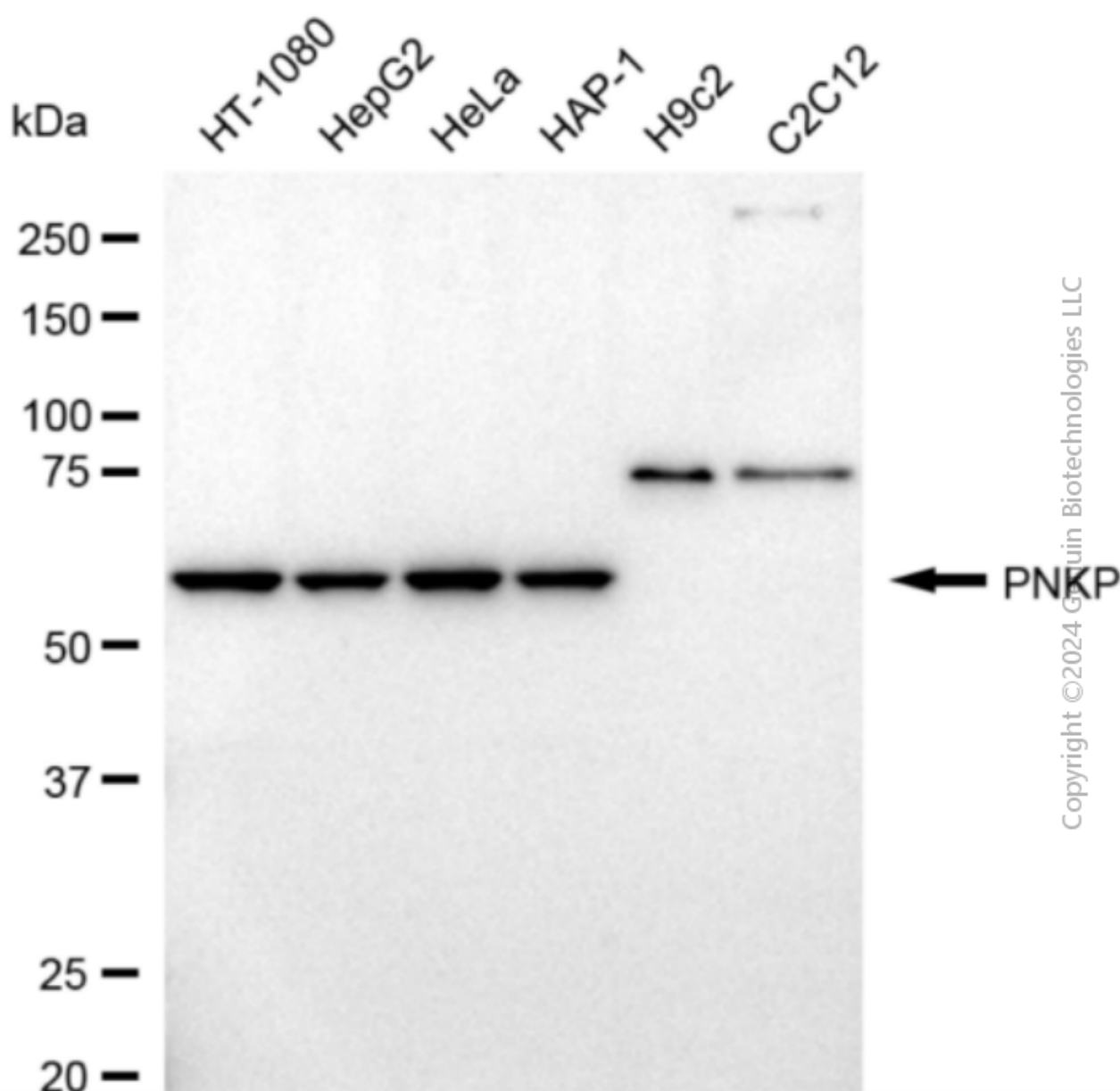
SUPPORT

SUPPORT@GENUINBIOTECH.COM
TEL: +1-540-855-7041

ORDERS

SALES@GENUINBIOTECH.COM
FAX: +1-540-855-7041

WWW.GENUINBIOTECH.COM



Western blotting analysis using anti-PNKP antibody (Cat#2464). Total cell lysates (30 µg) from various cell lines were loaded and separated by SDS-PAGE. The blot was incubated with anti-PNKP antibody (Cat#2464, 1:5,000) and HRP-conjugated goat anti-rabbit secondary antibody (Cat#201, 1:20,000) respectively. Image was developed using FeQ™ ECL Substrate Kit (Cat#226).