

Anti-Dihydropyrimidinase Like 3 Recombinant Rabbit Monoclonal Antibody



Catalog #: 3031

Aliases

DPYSL3; Dihydropyrimidinase Like 3; DRP-3; CRMP4; ULIP; Dihydropyrimidinase-Related Protein 3; Unc-33-Like Phosphoprotein 1; CRMP-4; ULIP-1; DRP3; Collapsin Response Mediator Protein 4 Long; Collapsin Response Mediator Protein 4; Testicular Secretory Protein Li 7; Dihydropyrimidinase-Like 3; LCRMP; ULIP1

Background

Gene Name: DPYSL3

NCBI Gene Entry: [1809](#)

UniProt Entry: [Q14195](#)

Application Information

Molecular Weight: Predicted, 62 kDa; observed, 62 kDa

Clonality: Rabbit monoclonal antibody

Clone ID: 24GB3720

Species Reactivity: Human, mouse, rat

Applications Tested: Western blotting (WB), flow cytometry (FCM), immunocytochemistry (IC)

Immunogen

A synthesized peptide derived from human CRMP4

Isotype

Rabbit IgG

Storage Buffer

Supplied in PBS (pH 7.4) containing 50% glycerol, and 0.02% sodium azide.

Storage

Store at -20 °C for one year.

Recommended Dilutions

Western Blotting (WB): 1:1,000-1:5,000

Flow Cytometry (FCM): 1:2,000

Immunocytochemistry (IC): 1:100-1:1,000

SUPPORT

SUPPORT@GENUINBIOTECH.COM
TEL: +1-540-855-7041

ORDERS

SALES@GENUINBIOTECH.COM
FAX: +1-540-855-7041

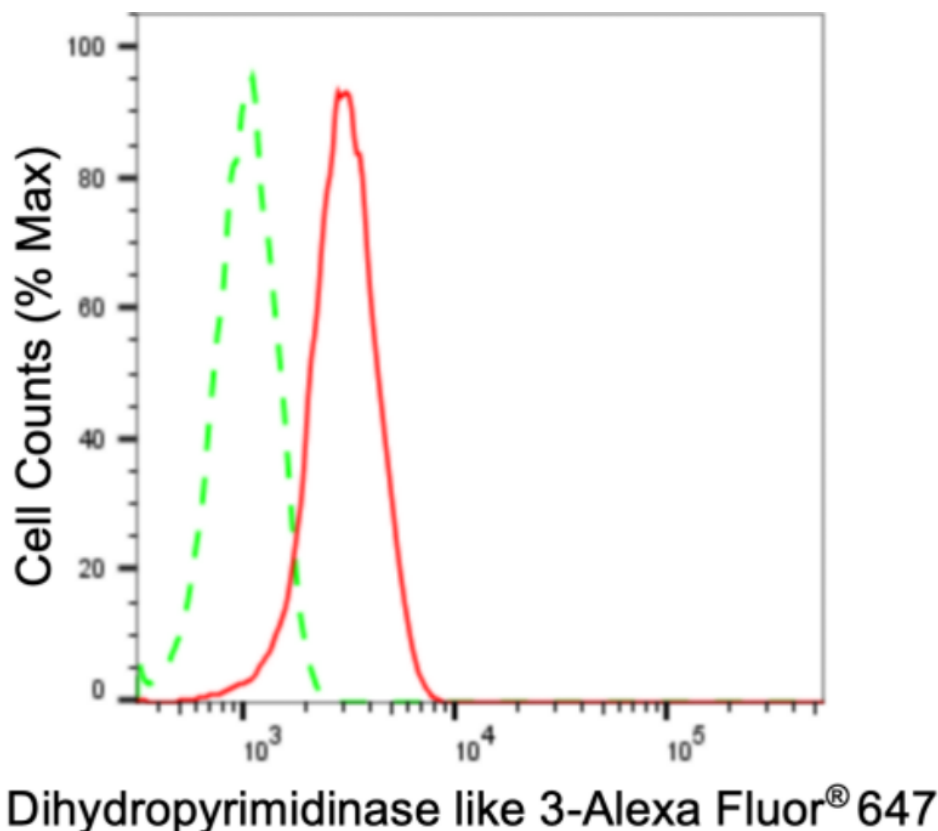
WWW.GENUINBIOTECH.COM

Anti-Dihydropyrimidinase Like 3 Recombinant Rabbit Monoclonal Antibody

PAGE 2

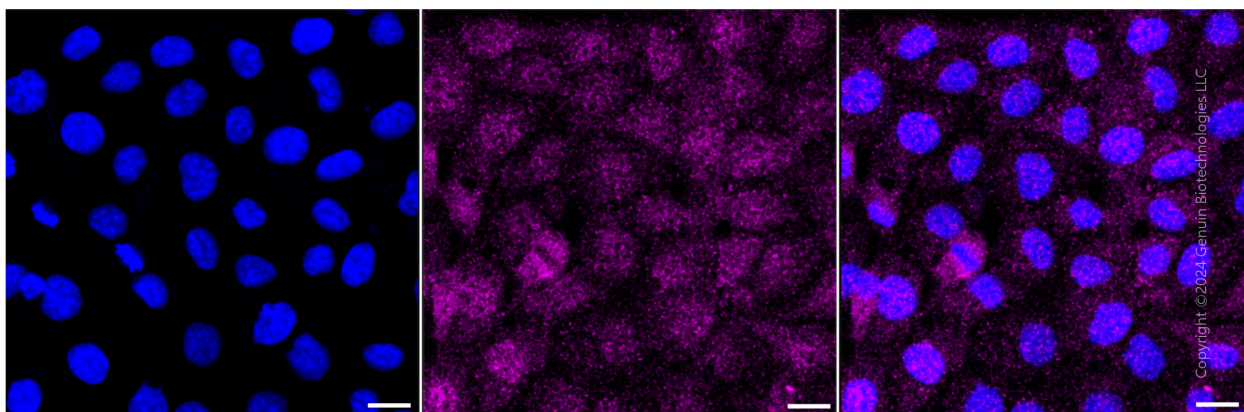
Note: This product is for research use only.

Validation Data



Copyright ©2024 Genuin Biotechnologies LLC

Flow cytometric analysis of Dihydropyrimidinase like 3 expression in HT-1080 cells using anti-Dihydropyrimidinase like 3 antibody (Cat#3031, 1:2,000). Green, isotype control; red, Dihydropyrimidinase like 3.



Immunocytochemical staining of HT-1080 cells with anti-Dihydropyrimidinase like 3 antibody (Cat#3031, 1:1,000). Nuclei were stained blue with DAPI; Dihydropyrimidinase like 3 was stained magenta with Alexa Fluor® 647. Images were taken using leica stellaris 5. Protein

SUPPORT

SUPPORT@GENUINBIOTECH.COM
TEL: +1-540-855-7041

ORDERS

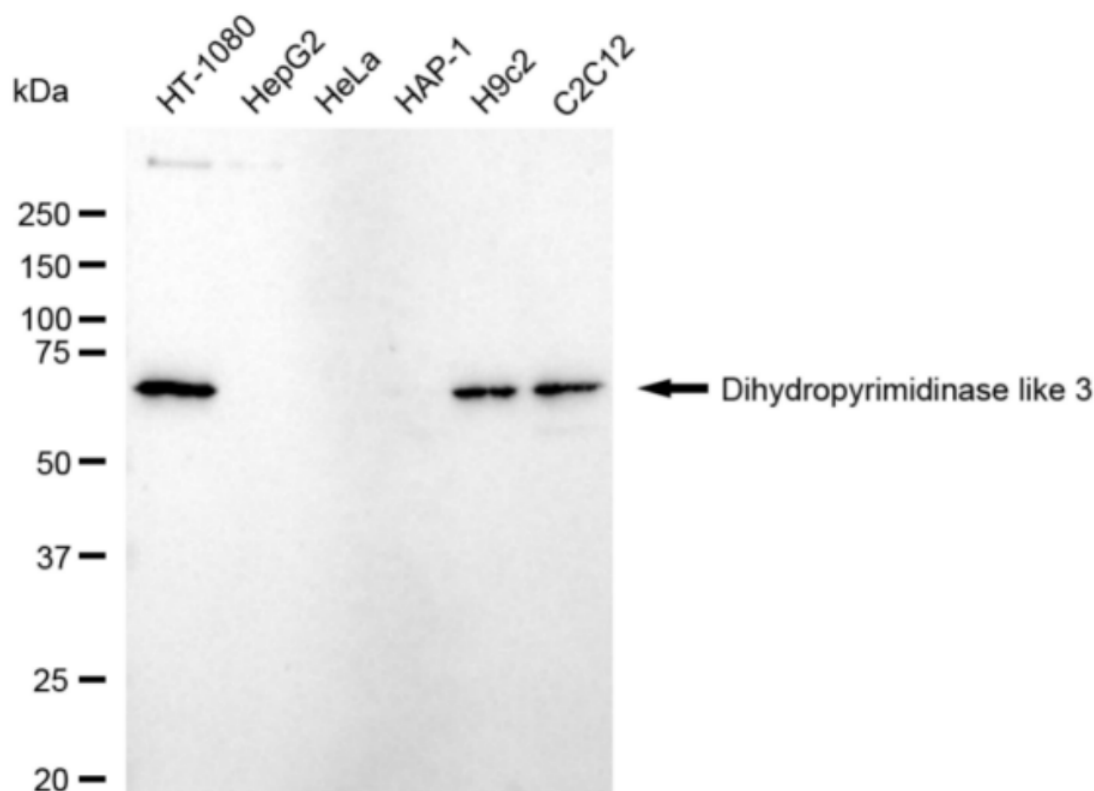
SALES@GENUINBIOTECH.COM
FAX: +1-540-855-7041

WWW.GENUINBIOTECH.COM

Anti-Dihydropyrimidinase Like 3 Recombinant Rabbit Monoclonal Antibody

PAGE 3

abundance based on laser intensity and smart gain: Medium. Scale bar: 20 μ m.



Copyright ©2024 Genuin Biotechnologies LLC

Western blotting analysis using anti-Dihydropyrimidinase like 3 antibody (Cat#3031). Total cell lysates (30 μ g) from various cell lines were loaded and separated by SDS-PAGE. The blot was incubated with anti-Dihydropyrimidinase like 3 antibody (Cat#3031, 1:5,000) and HRP-conjugated goat anti-rabbit secondary antibody (Cat#201, 1:20,000) respectively. Image was developed using FeQ™ ECL Substrate Kit (Cat#226).

SUPPORT

SUPPORT@GENUINBIOTECH.COM
TEL: +1-540-855-7041

ORDERS

SALES@GENUINBIOTECH.COM
FAX: +1-540-855-7041

WWW.GENUINBIOTECH.COM