

Catalog #: 3211

Aliases

EIF3B; Eukaryotic Translation Initiation Factor 3 Subunit B; EIF3S9; PRT1; Eukaryotic Translation Initiation Factor 3, Subunit 9 Eta, 116kDa; Eukaryotic Translation Initiation Factor 3 Subunit 9; Protein Synthesis 1; Prt1 Homolog; Eukaryotic Translation Initiation Factor 3, Subunit 9 (Eta, 116kD); Eukaryotic Translation Initiation Factor 3, Subunit B; EIF3-P110; EIF3-P116; EIF-3-Eta; EIF3 P110; EIF3 P116; EIF3-ETA; EIF3b; HPrt1

Background

Gene Name: EIF3B

NCBI Gene Entry: [8662](#)

UniProt Entry: [P55884](#)

Application Information

Molecular Weight: Predicted, 92 kDa; observed, 117 kDa

Clonality: Rabbit monoclonal antibody

Clone ID: 24GB4540

Species Reactivity: Human

Applications Tested: Western blotting (WB), immunocytochemistry (IC), flow cytometry (FCM)

Immunogen

A synthesized peptide derived from human eIF3B

Isotype

Rabbit IgG

Storage Buffer

Supplied in PBS (pH 7.4) containing 50% glycerol, and 0.02% sodium azide.

Storage

Store at -20 °C for one year.

Recommended Dilutions

Western Blotting (WB): 1:1,000-1:5,000

Immunocytochemistry (IC): 1:100-1:1,000

Flow Cytometry (FCM): 1:2,000

SUPPORT

SUPPORT@GENUINBIOTECH.COM
TEL: +1-540-855-7041

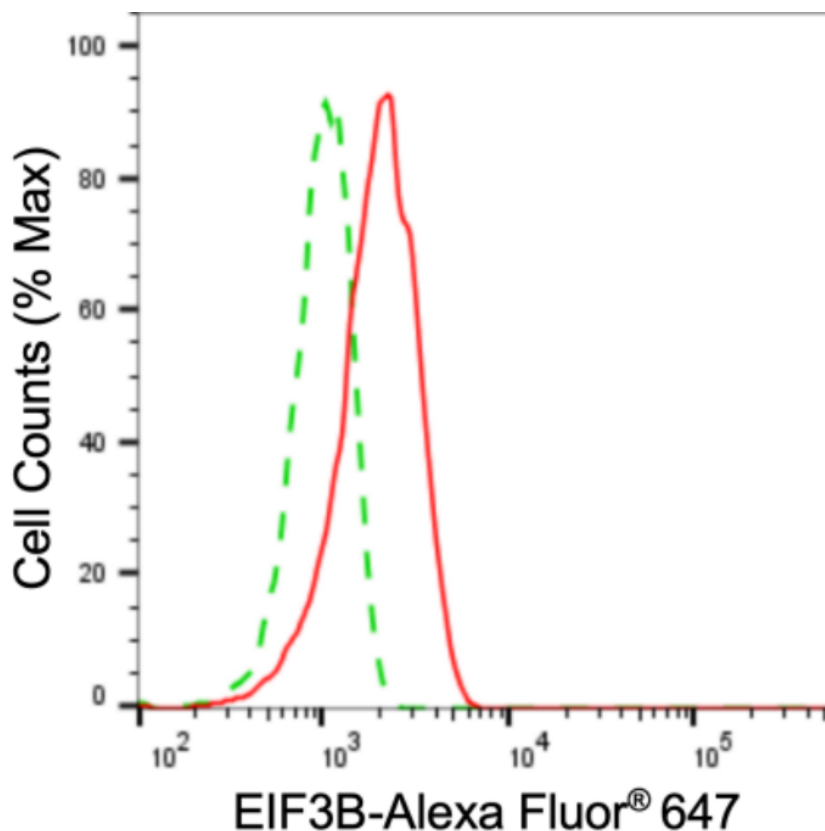
ORDERS

SALES@GENUINBIOTECH.COM
FAX: +1-540-855-7041

WWW.GENUINBIOTECH.COM

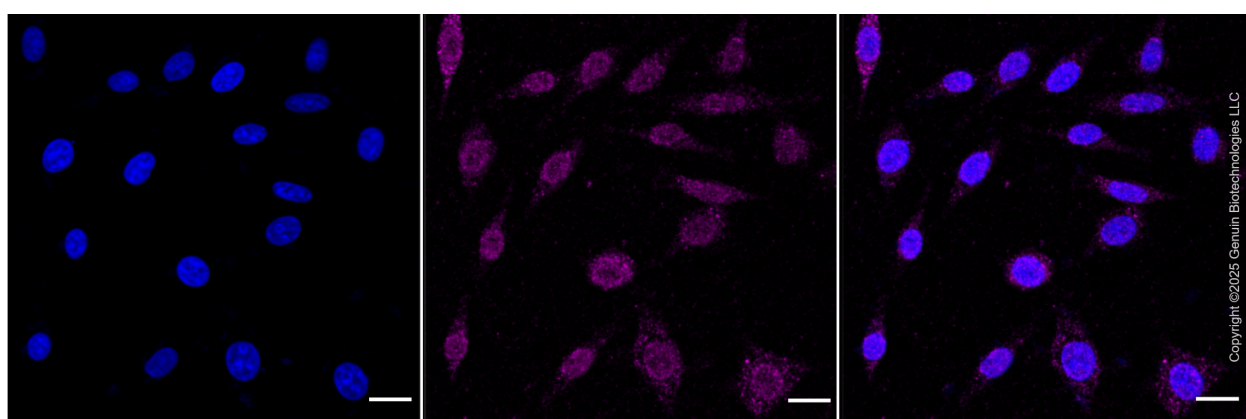
Note: This product is for research use only.

Validation Data



Copyright ©2024 Genuin Biotechnologies LLC

Flow cytometric analysis of EIF3B expression in HepG2 cells using anti-EIF3B antibody (Cat#3211, 1:2,000). Green, isotype control; red, EIF3B.



Copyright ©2025 Genuin Biotechnologies LLC

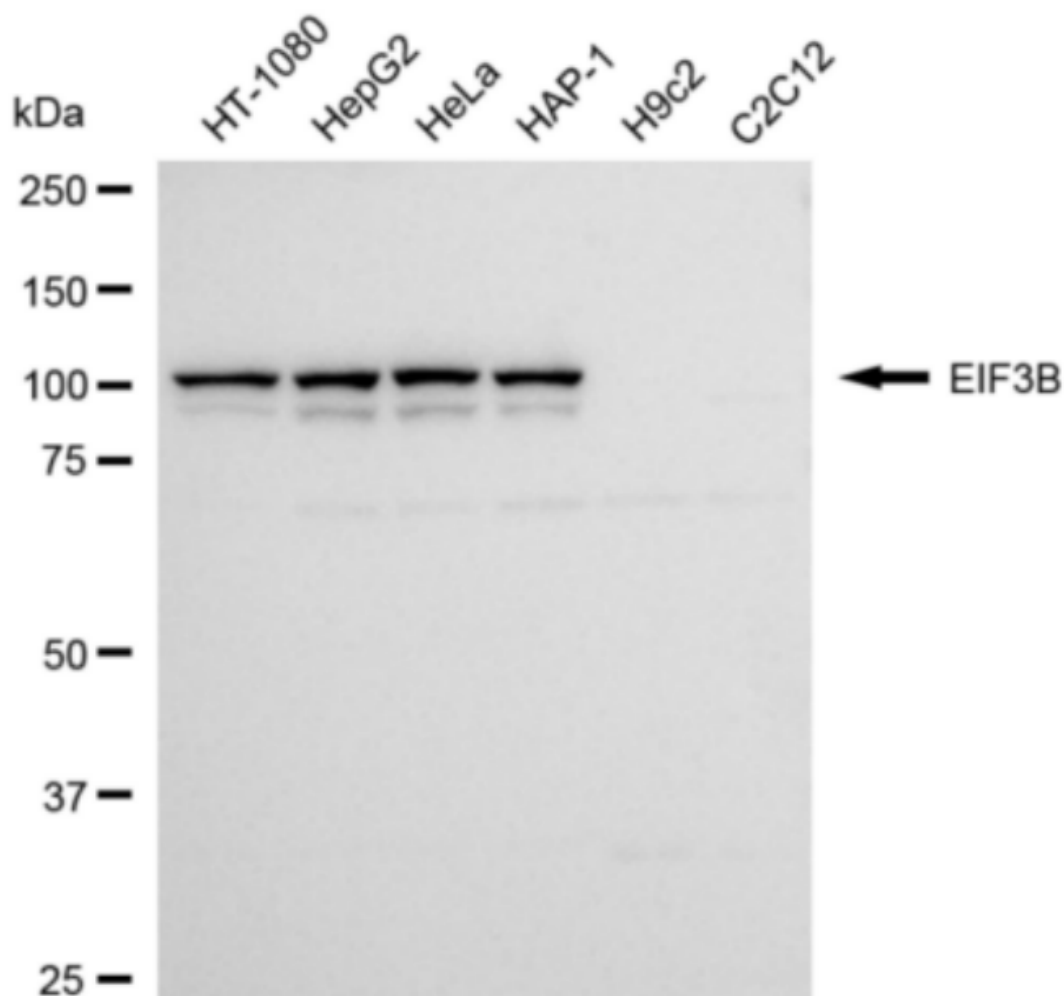
SUPPORT

SUPPORT@GENUINBIOTECH.COM
TEL: +1-540-855-7041

ORDERS

SALES@GENUINBIOTECH.COM
FAX: +1-540-855-7041

WWW.GENUINBIOTECH.COM



Copyright ©2024 Genuin Biotechnologies LLC

Western blotting analysis using anti-EIF3B antibody (Cat#3211). Total cell lysates (30 µg) from various cell lines were loaded and separated by SDS-PAGE. The blot was incubated with anti-EIF3B antibody (Cat#3211, 1:5,000) and HRP-conjugated goat anti-rabbit secondary antibody (Cat#201, 1:20,000) respectively. Image was developed using NaQ™ ECL Substrate Kit (Cat#716). EIF3B, eukaryotic translation initiation factor 3 subunit B.

SUPPORT

SUPPORT@GENUINBIOTECH.COM
TEL: +1-540-855-7041

ORDERS

SALES@GENUINBIOTECH.COM
FAX: +1-540-855-7041

WWW.GENUINBIOTECH.COM