

Catalog #: 50497

Aliases

Collagenase 3; Matrix metalloproteinase-13; MMP-13

Background

Gene Name: MMP13

NCBI Gene Entry: [4322](#)

UniProt Entry: [P45452](#)

Application Information

Molecular Weight: Predicted, 53 kDa; observed, 53,34 kDa

Clonality: Rabbit polyclonal antibody

Species Reactivity: Human, mouse, rat, monkey

Applications Tested: Western blotting (WB), immunohistochemistry (IHC), immunocytochemistry (IC)

Immunogen

A synthesized peptide derived from human MMP13

Isotype

Rabbit IgG

Storage Buffer

Supplied in PBS (pH 7.3) containing 30% glycerol, and 0.01% sodium azide.

Storage

Store at -20 °C for one year.

Recommended Dilutions

Western Blotting (WB): 1:500-1:1,000

Immunohistochemistry (IHC): 1:100-1:200

Immunocytochemistry (IC): 1:100-1:500

Note: This product is for research use only.

Validation Data

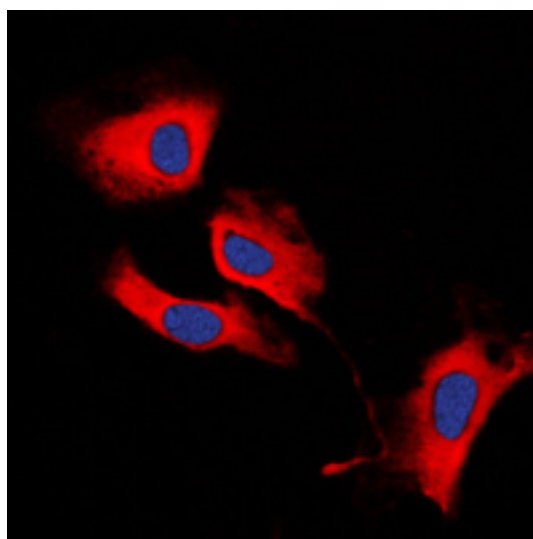
SUPPORT

SUPPORT@GENUINBIOTECH.COM
TEL: +1-540-855-7041

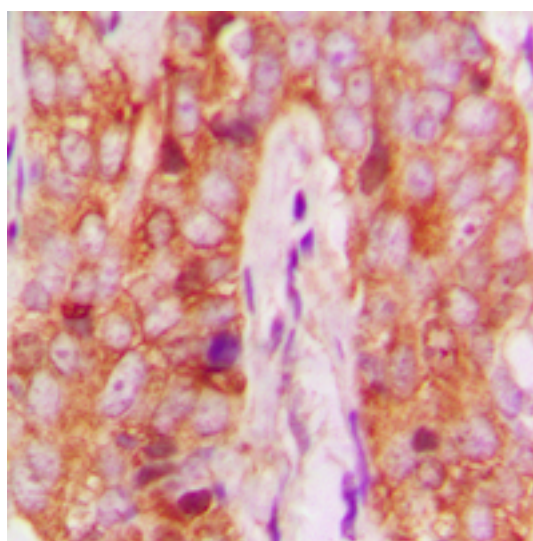
ORDERS

SALES@GENUINBIOTECH.COM
FAX: +1-540-855-7041

WWW.GENUINBIOTECH.COM



Immunocytochemical analysis of MMP13 staining in HeLa cells. Formalin-fixed cells were permeabilized with 0.1% Triton X-100 in TBS for 5-10 minutes and blocked with 3% BSA-PBS for 30 minutes at room temperature. Cells were probed with the primary antibody in 3% BSA-PBS and incubated overnight at 4 °C in a humidified chamber. Cells were washed with PBST and incubated with a DyLight 594-conjugated secondary antibody (red) in PBS at room temperature in the dark. DAPI was used to stain the cell nuclei (blue).



Immunohistochemical analysis of MMP13 staining in human breast cancer formalin fixed paraffin embedded tissue section. The section was pre-treated using heat mediated antigen retrieval with sodium citrate buffer (pH 6.0). The section was then incubated with the antibody at room temperature and detected using an HRP conjugated compact polymer system. DAB was used as the chromogen. The section was then counterstained with haematoxylin and mounted with DPX.

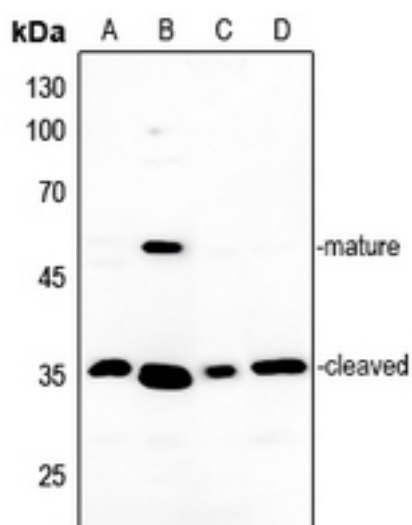
SUPPORT

SUPPORT@GENUINBIOTECH.COM
TEL: +1-540-855-7041

ORDERS

SALES@GENUINBIOTECH.COM
FAX: +1-540-855-7041

WWW.GENUINBIOTECH.COM



Western blotting analysis of MMP13 expression in HEK293T (A), Hela (B), mouse lung (C), rat lung (D) whole cell lysates.