

Catalog #: 51101

Aliases

Adapter molecule crk; Proto-oncogene c-Crk; p38

Background

Gene Name: CRK

NCBI Gene Entry: [1398](#)

UniProt Entry: [P46108](#)

Application Information

Molecular Weight: Predicted, 33 kDa; observed, 42 kDa

Clonality: Rabbit polyclonal antibody

Species Reactivity: Human, mouse, rat

Applications Tested: Western blotting (WB), immunohistochemistry (IHC), immunocytochemistry (IC)

Immunogen

A synthesized peptide derived from human CRK

Isotype

Rabbit IgG

Storage Buffer

Supplied in PBS (pH 7.3) containing 30% glycerol, and 0.01% sodium azide.

Storage

Store at -20 °C for one year.

Recommended Dilutions

Western Blotting (WB): 1:500-1:1,000

Immunohistochemistry (IHC): 1:50-1:100

Immunocytochemistry (IC): 1:50-1:200

Note: This product is for research use only.

Validation Data

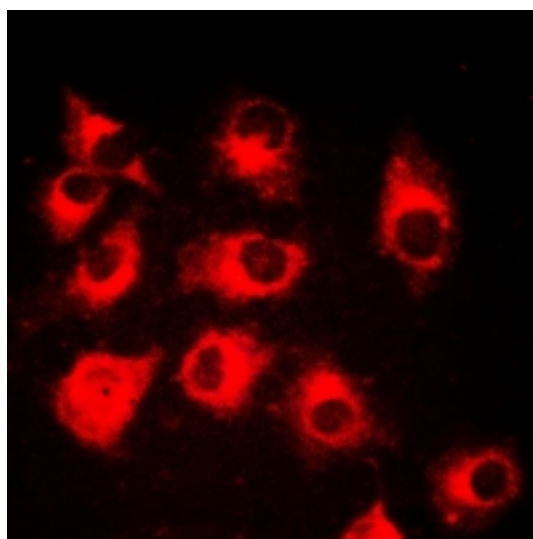
SUPPORT

SUPPORT@GENUINBIOTECH.COM
TEL: +1-540-855-7041

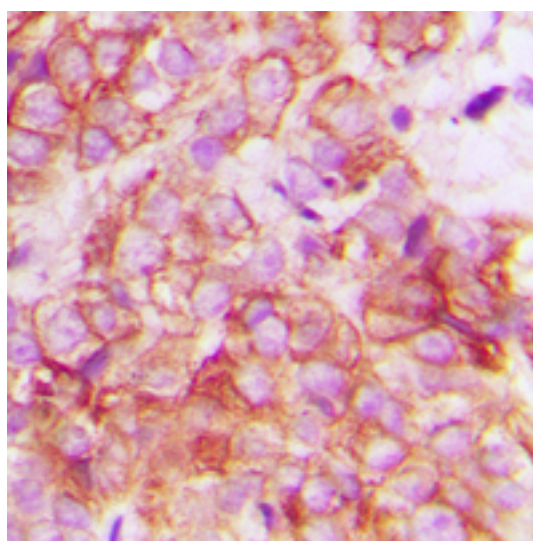
ORDERS

SALES@GENUINBIOTECH.COM
FAX: +1-540-855-7041

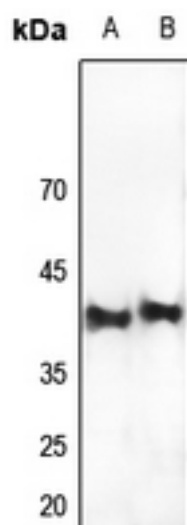
WWW.GENUINBIOTECH.COM



Immunocytochemical analysis of CRK staining in HuvEc cells. Formalin-fixed cells were permeabilized with 0.1% Triton X-100 in TBS for 5-10 minutes and blocked with 3% BSA-PBS for 30 minutes at room temperature. Cells were probed with the primary antibody in 3% BSA-PBS and incubated overnight at 4 °C in a humidified chamber. Cells were washed with PBST and incubated with a AF594-conjugated secondary antibody (red) in PBS at room temperature in the dark.



Immunohistochemical analysis of CRK staining in human breast cancer formalin fixed paraffin embedded tissue section. The section was pre-treated using heat mediated antigen retrieval with sodium citrate buffer (pH 6.0). The section was then incubated with the antibody at room temperature and detected using an HRP conjugated compact polymer system. DAB was used as the chromogen. The section was then counterstained with haematoxylin and mounted with DPX.



Western blotting analysis of CRK expression in mouse liver (A), rat liver (B) whole cell lysates.