

Catalog #: 5161

Aliases

ZNF598; Zinc Finger Protein 598, E3 Ubiquitin Ligase; HEL2; E3 Ubiquitin-Protein Ligase
ZNF598; FLJ00086; Zinc Finger Protein 598; EC 2.3.2.27

Background

Gene Name: ZNF598

NCBI Gene Entry: [90850](#)

UniProt Entry: [Q86UK7](#)

Application Information

Molecular Weight: Predicted, 99 kDa; observed, 99 kDa

Clonality: Mouse oligoclonal antibody

Species Reactivity: Human

Applications Tested: Western blotting (WB), flow cytometry (FCM), immunocytochemistry (IC)

Immunogen

Recombinant protein of human ZNF598

Isotype

Mouse IgG

Storage Buffer

Supplied in PBS (pH 7.4) containing 50% glycerol, and 0.02% sodium azide.

Storage

Store at -20 °C for one year.

Recommended Dilutions

Western Blotting (WB): 1:500-1:2,500

Flow Cytometry (FCM): 1:2,000

Immunocytochemistry (IC): 1:100-1:1,000

Note: This product is for research use only.

Validation Data

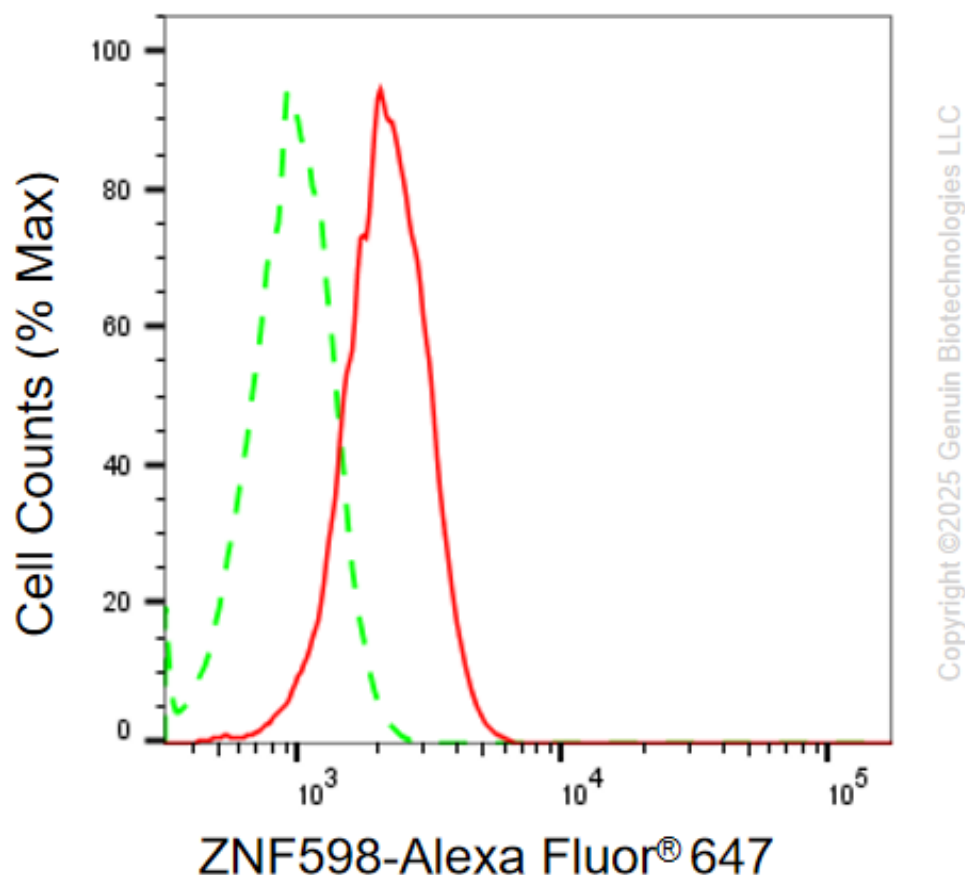
SUPPORT

SUPPORT@GENUINBIOTECH.COM
TEL: +1-540-855-7041

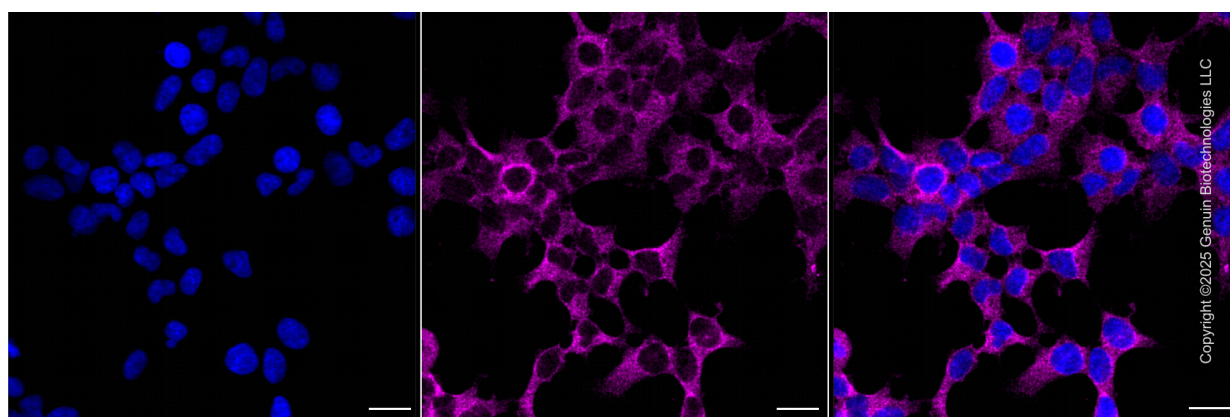
ORDERS

SALES@GENUINBIOTECH.COM
FAX: +1-540-855-7041

WWW.GENUINBIOTECH.COM



Flow cytometric analysis of ZNF598 expression in HeLa cells using anti-ZNF598 antibody (Cat#5161, 1:2,000) . Green, isotype control; red, ZNF598.



Immunocytochemical staining of HeLa cells with anti-ZNF598 protein antibody (Cat#5161, 1:1,000) . Nuclei were stained blue with DAPI; ZNF598 was stained magenta with Alexa Fluor® 647. Images were taken using Leica stellaris 5. Protein abundance based on laser Intensity and smart gain: Medium. Scale bar, 20 μ m.

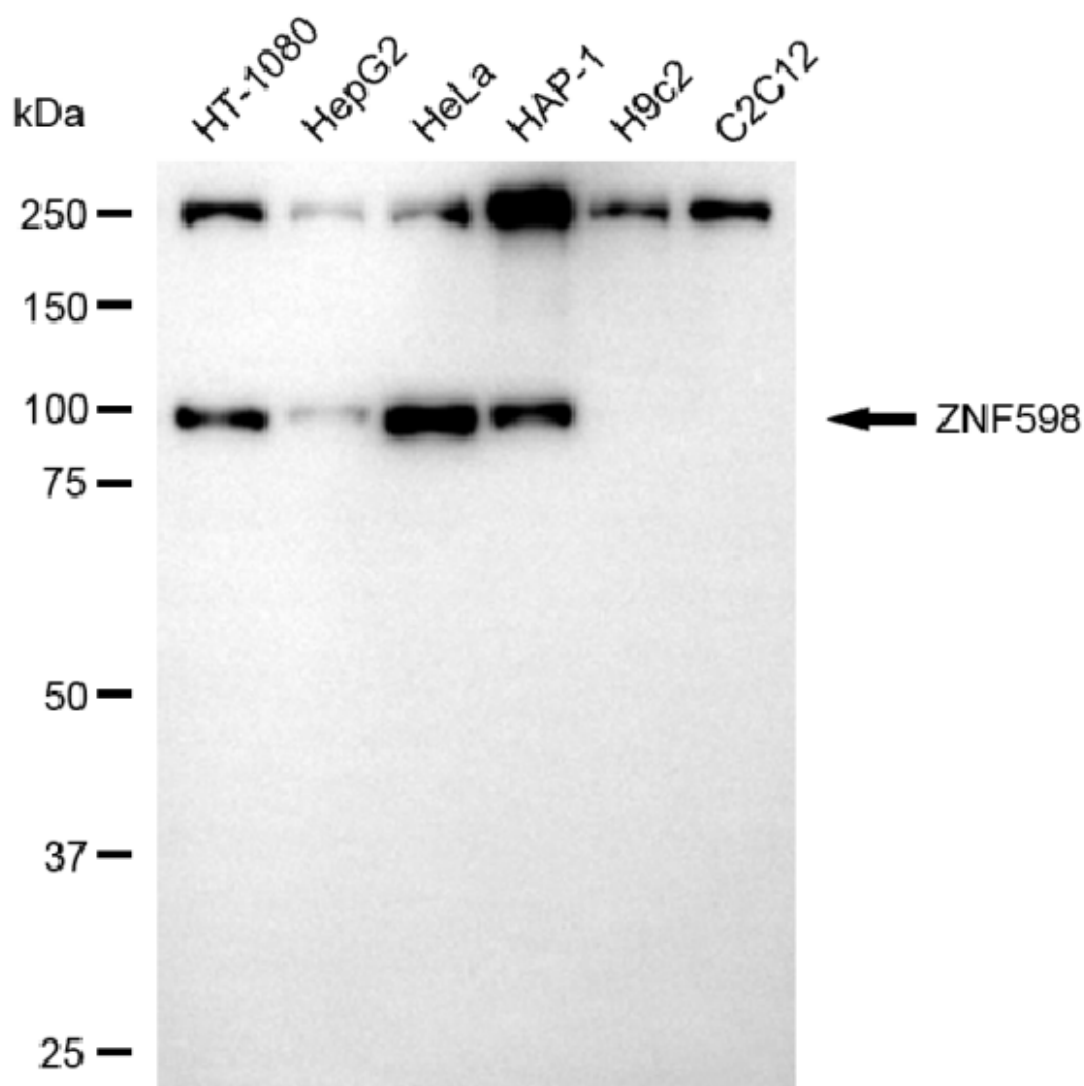
SUPPORT

SUPPORT@GENUINBIOTECH.COM
TEL: +1-540-855-7041

ORDERS

SALES@GENUINBIOTECH.COM
FAX: +1-540-855-7041

WWW.GENUINBIOTECH.COM



Copyright ©2025 Genuin Biotechnologies LLC

Western blotting analysis using anti-ZNF598 antibody (Cat#5161). Total cell lysates (30 μ g) from various cell lines were loaded and separated by SDS-PAGE. The blot was incubated with anti-ZNF598 antibody (Cat#5161, 1:2,500) and HRP-conjugated goat anti-mouse secondary antibody (Cat#101, 1:20,000) respectively. Image was developed using FeQ™ ECL Substrate Kit (Cat#226).

SUPPORT

SUPPORT@GENUINBIOTECH.COM
TEL: +1-540-855-7041

ORDERS

SALES@GENUINBIOTECH.COM
FAX: +1-540-855-7041

WWW.GENUINBIOTECH.COM