

Anti-Phospho-Tyrosine Hydroxylase (S19) Rabbit Polyclonal Antibody



Catalog #: U0593

Aliases

TYH; Tyrosine 3-monooxygenase; Tyrosine 3-hydroxylase; TH

Background

Gene Name: TH

NCBI Gene Entry: [7054](#)

UniProt Entry: [P07101](#)

Application Information

Molecular Weight: Predicted, 58 kDa; observed, 55 kDa

Clonality: Rabbit polyclonal antibody

Species Reactivity: Human, mouse, rat, bovine, dog

Applications Tested: Western blotting (WB), immunohistochemistry (IHC), immunocytochemistry (IC)

Immunogen

A synthesized peptide derived from human Phospho-Tyrosine Hydroxylase (S19)

Isotype

Rabbit IgG

Storage Buffer

Supplied in PBS (pH 7.3) containing 30% glycerol, and 0.01% sodium azide.

Storage

Store at -20 °C for one year.

Recommended Dilutions

Western Blotting (WB): 1:500-1:1,000

Immunohistochemistry (IHC): 1:100-1:200

Immunocytochemistry (IC): 1:100-1:500

Note: This product is for research use only.

Validation Data

SUPPORT

SUPPORT@GENUINBIOTECH.COM
TEL: +1-540-855-7041

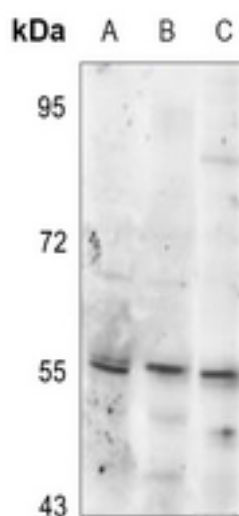
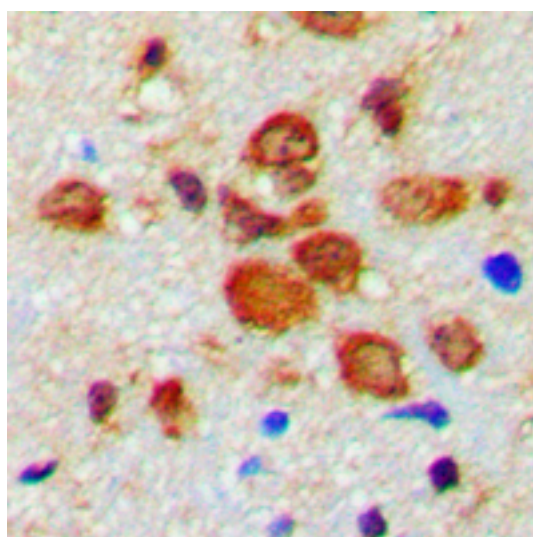
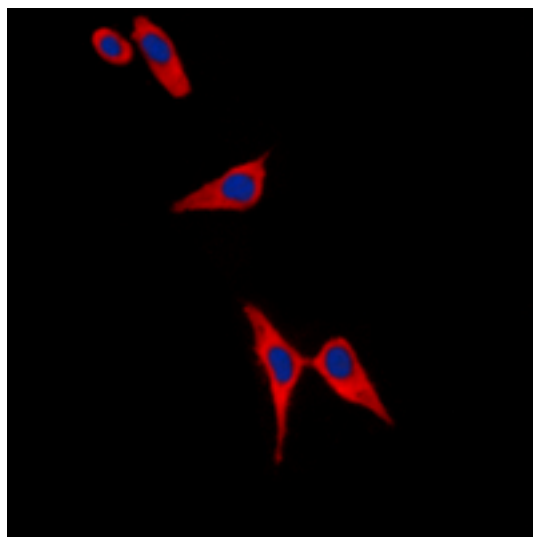
ORDERS

SALES@GENUINBIOTECH.COM
FAX: +1-540-855-7041

WWW.GENUINBIOTECH.COM

Anti-Phospho-Tyrosine Hydroxylase (S19) Rabbit Polyclonal Antibody

PAGE 2



SUPPORT

SUPPORT@GENUINBIOTECH.COM
TEL: +1-540-855-7041

ORDERS

SALES@GENUINBIOTECH.COM
FAX: +1-540-855-7041

WWW.GENUINBIOTECH.COM